

Application for a Licence

Heavy Vehicle Parking on Residential Premises

Subordinate Local Law No. 9.4 (Heavy Vehicle Parking on Residential Premises) 2010

2024/25 Financial Year

Please complete this application in BLOCK LETTERS. Tick boxes where applicable and attach required information. If you need more information about this application, please call us on 07 3412 3412.

Section 1 - Applicant details

Applicant Name	<input type="text"/>		
Trading as	<input type="text"/>		
Postal Address	<input type="text"/>	Postcode	<input type="text"/>
Telephone number	<input type="text"/>		
Email	<input type="text"/>		
Signature	<input type="text"/>		
Date	<input type="text"/>		

PRIVACY COLLECTION NOTICE: Council collects personal information in order to provide services and information in accordance with Local Laws. It may be used to update records, contact you about Council business and can only be accessed by Councillors, Employees and Authorised Contractors. All information is handled in accordance with Council's Privacy Policy and Procedure. Visit: <https://www.logan.qld.gov.au/privacy>

Section 2 - Site / Address Details

Number

Street

Suburb

Postcode

Real property description

Owner of property

Other details

Section 3 - Transfers

The current licensee must agree to the transfer of the licence.

Licensee Declaration

I / We

being the Current licence holder(s)

for the property named in Section 2 hereby agree to the licence transfer




Signature (s)

Date

Section 4 – Fees

Fees		
New Licence Application	Each application	\$349.00
Application to amend an existing Licence	Each application	\$185.00
Application to renew an existing Licence	Each application	\$185.00
Licence Transfer	Each application	\$52.50

Payment options

	Paying by Mail	Make your cheque or money order payable to Logan City Council. Complete the application form and return it to Council.
	Paying by Phone	Call Logan City Council on 07 3412 3412 to pay with Mastercard or Visa. Ensure you also return the signed application form to Council
	Paying in Person	Cash, cheque, money order, EFTPOS, Mastercard or Visa. Ensure you also return the signed application form to Council.
	Customer service centre locations	Council Administration Centre 150 Wembley Road, Logan Central Beenleigh - 105 George Street, Beenleigh Jimboomba - 18-22 Honora Street, Jimboomba Monday to Fridays 8.00am to 4.45pm

Attachment - Heavy Vehicle Parking on Residential Premises

Heavy Vehicle Parking Details

Make	<input type="text"/>	Model	<input type="text"/>
Registration number (please attach a copy of registration)	<input type="text"/>		
Times of parking/entering/exiting	<input type="text"/>		
Details of garaging/servicing of vehicle	<input type="text"/>		
Type of goods proposed to be carried	<input type="text"/>		

Documents to include with your application

Please attach the following documents with your application:

- ☐ A detailed site plan drawn to scale. Please show driveways, access routes, garages, buildings and distances to boundaries and neighbours.
- ☐ Please include details of screening, landscaping, and acoustic barriers
- ☐ Details of any acoustic or odour assessment, noise management plan, etc
- ☐ Details addressing the prescribed criteria (refer section 6 of *Subordinate Local Law No. 9.4 (Heavy Vehicle Parking on Residential Premises) 2010*.

6 Prescribed criteria for heavy vehicle parking on residential premises

For the purposes of Schedule 2 (Dictionary) of *Local Law No. 9 (Licensing) 1999*, the following are prescribed criteria for the prescribed activity of heavy vehicle parking requiring a licence, and for the exempt prescribed activity of heavy vehicle parking not requiring a licence -

- (a) minor maintenance is only to be carried out during the following periods-
 - (i) 7:00am to 6:00pm Monday to Saturday; and
 - (ii) 9:00am to 5:00pm Sunday and Public Holidays;
- (b) the use of a compressor or grinder in relation to the minor maintenance of a heavy vehicle is not to be undertaken outside the immediate resting location of the heavy vehicle;
- (c) parking lights only to be used whilst on residential premises;
- (d) the engine running time of a heavy vehicle must not exceed the following times before leaving or upon arriving at residential premises;
 - (i) 5 minutes for a heavy vehicle without a trailer; and
 - (ii) 10 minutes for a heavy vehicle with a trailer;
- (e) the heavy vehicle must exit the residential premises in a forward direction;
- (f) compression breaks must not be used on the residential premises.