

Useful safety contacts

Emergency **000**

Policelink **131 444**





Crime Stoppers **1800 333 000**

Hoon hotline **13 HOON**

logan.qld.gov.au/community-support/safety



Crime prevention home safety checklist (CPTED)



WHAT IS CPTED?

Crime Prevention Through Environmental Design (CPTED) principles provide a common-sense approach to designing environments (new or re-developed) in ways that help to create safer spaces and reduce opportunities for crime to occur.

CPTED can be applied to any built environment or facility. For example, parks, toilet blocks, public areas, shopping centres, car parks and even residential dwellings.

Implementing CPTED principles will not always eliminate crime, however it is one of many different techniques that Logan City Council is committed to using as a holistic approach to crime prevention.

Offenders who commit unlawful entry crimes are often opportunistic, meaning they will only commit a crime if the opportunity presents itself, such as an open door or window or if valuables are within public view.



KEEPING YOUR HOME SAFE CPTED CHECKLIST

Is your house and house number clearly visible from the road?

☐ Yes ☐ No

If no, consider clearing overgrown shrubs or trees and displaying your house number in a more visible location. Casual surveillance by neighbours or passers-by can help reduce the likelihood of unlawful entry and this will also assist if emergency services need to attend your house.

Are the gates to your yard locked?

☐ Yes ☐ No

If no, consider replacing / purchasing locks to help deter unlawful entry from occurring.

Are your shed, garage and tools properly secured with locks?

☐ Yes ☐ No

If no, consider replacing / purchasing locks to help deter unlawful entry and theft from occurring.

Is there a clear boundary between your property and public areas?

☐ Yes ☐ No

If no, consider how small plantings, garden edging or fencing (that does not block visibility of your house) could make the boundary clearer. Clearly defining your boundary can help to deter people from trespassing either accidentally or intentionally on your property.

KEEPING YOUR HOME SAFE CPTED CHECKLIST

Are your valuables secure and stored out of public view? For example, can't be seen through a window or the front door of your house.

☐ Yes ☐ No

If no, consider placing your valuables in a safer spot out of sight, such as in a safe or secured drawer. This will help prevent opportunistic offences from occurring.

Have you engraved your belongings with a form of personal identification (e.g. name/initials)?

☐ Yes ☐ No

If no, consider marking your belongings. Personal identification will aid the police with investigation and will help with the return of your items if they are stolen.

Do you have lockable security doors and screens?

☐ Yes ☐ No

If no, check the quality of your door and window security regularly. Security doors and screens provide an added layer of security.

Do you have outdoor lighting at the main entry/exits of your home?

☐ Yes ☐ No

If no, consider installing a form of sensor lighting. This creates the illusion that someone is home and will help deter trespassing and unlawful entry.