

Application for a Permit

Election Signs

Please complete this application in BLOCK LETTERS, tick boxes where applicable, and attach required information. If you need more information about this application, please call the Safe City Program on 07 3412 3412.

Section 1 - Applicant Details

Applicant name	<input type="text"/>		
Postal address	<input type="text"/>		
	<input type="text"/>	Postcode	<input type="text"/>
Phone number	<input type="text"/>		
Email	<input type="text"/>		
Signature	<input type="text"/>	Date	<input type="text"/>

Section 2 - Election Details

Election Date:	<input type="text"/>	Election type:	Federal	State	Local Government
Candidate Name (if different to applicant):	<input type="text"/>				

Section 3 – Details of sign or advertisement

Type of sign (A-frame, T-frame, corflute on timber stake)

Wording on the sign

PRIVACY COLLECTION NOTICE: Council collects personal information in order to provide services and information. It may be used to update records, contact you about Council business and can only be accessed by Councillors, Employees and Authorised Contractors. All information is handled in accordance with Council's Privacy Policy and Procedure. Visit: logan.qld.gov.au/privacy

Start date of permit

Number of faces on the sign

Length of sign

Width of sign

Total face area in square meters (width x height)

Made from (timber, corflute, light board, material, vinyl, etc)

Note: Permits will only be approved for election signs that do not exceed a face area of 2.4 metres square.

Section 4 – Site details for the election sign

Road

Near (street number/intersection)

Suburb

Postcode

Section 5 – Site plan

Please provide a site plan, including street names and street numbers if applicable.

Hand drawn site plans will not be accepted. Please cut and paste a map from Google Maps (or similar). You can also attach photos of the exact location signage will be installed.

Section 6 – Documents to include with the application

Please ensure the following documents are attached with your application:

- Site plan of where the sign will be situated and the closest street numbers, intersection or land mark.




If the sign is proposed for installation on a state-controlled road – a copy of the Permit obtained from the Department of Transport and Mains road is required.

IMPORTANT: You will not be able to display your election sign until you have received a permit approval.

Section 8 – Fees

Applications		Application Fee
One application is required per sign	Per sign	\$380.00

Payment options

	Paying by Mail	Make your cheque or money order payable to Logan City Council. Complete the application form and return it to Council.
	Paying by Phone	Call Logan City Council on 07 3412 3412 to pay with Mastercard or Visa. Ensure you also return the signed application form to Council@logan.qld.gov.au
	Paying in Person	Cash, cheque, money order, EFTPOS, Mastercard or Visa. Ensure you also return the signed application form to Council.
	Customer service centre locations	Council Administration Centre 150 Wembley Road, Logan Central Beenleigh - 105 George Street, Beenleigh Jimboomba - 18-22 Honora Street, Jimboomba Monday to Fridays 8.00am to 4.45pm

PRIVACY COLLECTION NOTICE: Council collects personal information in order to provide services and information. It may be used to update records, contact you about Council business and can only be accessed by Councillors, Employees and Authorised Contractors. All information is handled in accordance with Council's Privacy Policy and Procedure. Visit: logan.qld.gov.au/privacy