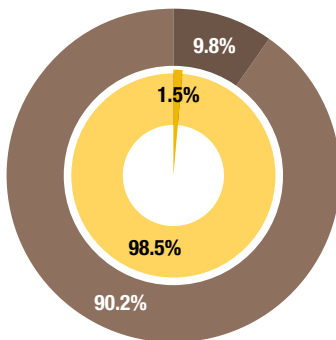


WALKING: BUSH WALKING

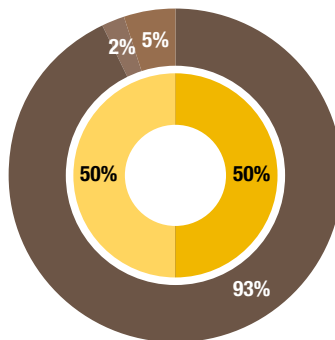
ADULTS

POPULATION PARTICIPATING



- Active population - Logan
- Inactive population - Logan
- Active population - Australia
- Inactive population - Australia

RESPONDENTS DEMOGRAPHICS



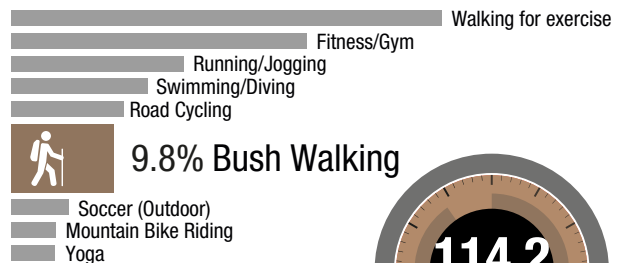
- Adult
- Seniors
- Youth and young adult
- Male
- Female

AVERAGE PARTICIPATION

1 time a week



6th most popular activity for adults



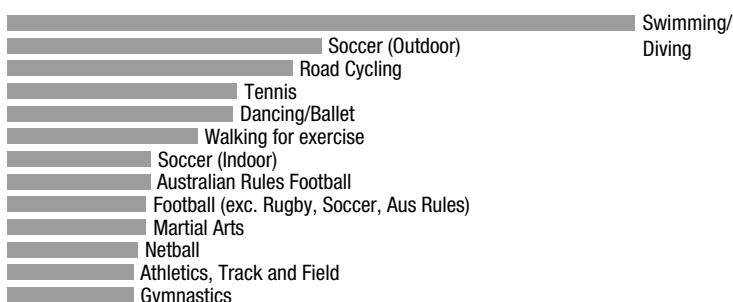
Average session length



6th highest Council facility used (15.3%)

CHILDREN

14th most popular activity for children



8.6% Bush Walking

AVERAGE PARTICIPATION

1 time a fortnight

Average session length



7th highest Council facility used (34.9%)

Note:

To better understand community physical levels, Logan City Council conducted a survey in November and December 2015. Data was gathered on organised and unorganised sport, recreation and physical activity. The above results were collated by the AEC Group from responses of 74 Logan residents 15 years old and over, participating in 'bush walking'.