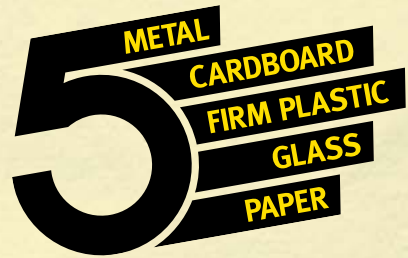



The five materials you can recycle in your yellow lid bin.



Ensuring only these items go into your yellow lid bin helps prevent contamination and keeps your recyclables from ending up in landfill.

Tips for waste sorting

- **Keep it loose. Do not bag your recycling.** Recyclables in plastic bags cause contamination and may lead to recyclable materials being sent to landfill. 
- **Bottles and containers** must be empty and lightly rinsed. Keep the lids on.
- **Cardboard boxes** should be flattened.
- **For items not suitable for your bins**, like batteries, chemicals, or large items, visit your nearest waste and recycling facility.

More information

If you have any questions about what goes in each bin, visit

lccqld.com/which-bin



Included with this flyer is a handy fridge magnet and sticker that highlights the five recyclable materials that can go in your yellow bin.

Simply place the magnet on your fridge and the sticker on your benchtop recycling container, to keep this important information visible for the whole household.



Keep me!

Put this quick guide on your fridge under your new magnet.

Bins and waste collection

We provide a general waste, recycling and an optional green waste collection service.

General Waste: Collected weekly

Recycling: Collected every fortnight

Green Waste: Collected on alternate fortnights to recycling

Bin placement

Bins are emptied any time between 6 am and 6 pm on your collection day. Follow these tips to ensure your bins are emptied every time:

- Don't overfill your bin and make sure you can fully close the lid.
- Put your bin out the night before collection day.
- Leave a minimum 30-centimetre gap between your bins.
- Face the front of your bin towards the road, no more than 1 metre from the kerb or edge of the road.
- Don't place your bin under low-hanging trees, overhead wires or near/behind parked cars.

Bin services

Find out your collection day, order new or extra bins, replace them or request to change the size of your general waste, recycling and green waste bins.

lccqld.com/waste-collection



Let's get it sorted

Don't lose it to landfill.
Take a moment to update your recycling knowledge.

lccqld.com/lets-get-it-sorted



What goes in each bin

For a full list visit lccqld.com/which-bin

Not in any bin: Electronic waste or power cords, batteries of any kind, chemicals or hazardous waste, building waste, soil or rubble. Scan the QR code to find out where to dispose of these items.



Recycling

Put your recycling in the bin loose, not in bags. Flatten boxes to save space.

✓ Yes




Aluminium and steel tins, cans, foil



Glass bottles and jars




Cardboard, cereal boxes, egg cartons



Paper, newspapers, magazines, paper envelopes



Accepted plastic bottles and containers



✗ No

Plastic bags, other soft plastics, clothing, shoes, textiles, coated or waxed cardboard, electronic waste and batteries, crockery, polystyrene (styrofoam). Recyclables in plastic bags (keep it loose).

General rubbish

Use this bin only for items that can't be reused or recycled.

✓ Yes



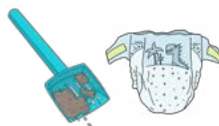
Plastic bags, food wrappers, plastic film



Broken glassware, crockery and mirrors



Old clothing, shoes or textiles that can't be repaired or donated



Nappies, wet wipes, kitty litter, animal droppings



Food, dairy, meat, fruits and vegetables



✗ No

Electronic waste and batteries, household chemicals, recyclable items, soil, building materials.

Green waste

Garden waste and clippings only.

✓ Yes



Weeds



Cut palm fronds



Grass clippings



Prunings from shrubs and trees



Leaves and loose bark



✗ No

Plastic or compostable bags, large logs, branches and tree stumps, soil, rocks, building materials, animals, treated or painted timber, composite, cardboard, paper, potting mix, ash.